



Dr. D. Y. Patil Pratishthan's

Dr. D. Y. PATIL COLLEGE OF PHARMACY

Dr. D. Y. Patil Educational Complex, Sector - 29, Pradhikaran, Akurdi, Pune 411 044.

Tel. : 020-27656141, Tel. Fax : 020-27656141

E-mail : info@dyppharmaakurdi.ac.in Web : www.dyppharmaakurdi.ac.in

Approved by : All India Council for Technical Education, New Delhi

Pharmacy Council of India, New Delhi. Recognized by : Government of Maharashtra

Affiliated to Savitribai Phule Pune University, Pune

Dr. Sanjay D. Patil
President

Padmashree Dr. D. Y. Patil
Founder

Shri. Satej D. Patil
Vce-President & Chairman

Dr. N. S. Vyawahare
Principal

2.6.2

Attainment of POs and COs are evaluated



Dr. D. Y. Patil Pratishthan's

Dr. D. Y. PATIL COLLEGE OF PHARMACY

Dr. D. Y. Patil Educational Complex, Sector - 29, Pradhikaran, Akurdi, Pune 411 044.

Tel. : 020-27656141, Tel. Fax : 020-27656141

E-mail : info@dyppharmaakurdi.ac.in Web : www.dyppharmaakurdi.ac.in

Approved by : All India Council for Technical Education, New Delhi

Pharmacy Council of India, New Delhi. Recognized by : Government of Maharashtra

Affiliated to Savitribai Phule Pune University, Pune

Dr. Sanjay D. Patil
President

Padmashree Dr. D. Y. Patil
Founder

Shri. Satej D. Patil
Vce-President & Chairman

Dr. N. S. Vyawahare
Principal

2.6.2: Attainment of POs and COs are evaluated.

Programme outcomes (POs) are attained through University curriculum that offers a number of required courses including elective courses. Course Outcomes (COs) are well defined and are prepared for each course by respective subject teacher. The level of attainment for COs for both internal and University examination is set for B. Pharm/ M. Pharm course on the scale of 0 to 3 based on marks scored by students. The final CO attainment is calculated by making correlation between attainment through internal examination and continuous assessment with 25% weightage and external exam with 75% weightage. The level of POs attainment is measured by methods like direct and indirect tools. By above methods organization ensures attainment of Cos and POs through well-defined assessment criteria. The details of one academic year are mentioned in below.

Summary

Sr. No.	Content	Documents
1.	Evaluation Guidelines for CO and PO Attainment	View Documents
2.	Evaluation of CO attainment of B. Pharm and M. Pharm (2021-22)	View Documents
3.	Sample copy of CO attainment calculations	View Documents
4.	CO-PO Matrix of B. Pharm and M. Pharm (2021-22)	View Documents
5.	Evaluation of PO attainment of B. Pharm and M. Pharm (2021-22)	View Documents

Evaluation Guidelines for CO and PO Attainment.

a. Course outcomes:

The course outcomes shall provide chance for students to prove the knowledge, skills and expertise learned from the specific course. On completion of these courses the students will be able to gain knowledge, Practical skills and attitude. The course outcomes are thus directly measured, and are related to the program outcomes. Therefore, if the course outcomes are achieved, the program outcomes are also achieved.

Process of preparation of course outcomes:

- The course objectives of all courses are mentioned in curriculum prescribed by the University.
- All course outcomes are developed using Bloom's taxonomy and consequently assignments, internal exam and practical are aligned to CO addressing the level of Bloom's taxonomy.
- Each faculty has designed COs based on the number of units in syllabus ranging between 4-8 and TLOs are framed as per lecture conducted. For each lecture has one TLOs is designed for which faculty refer syllabus plan.
- The course outcomes of all courses are revised, as per change of syllabus by the university.

Defining of Outcome for each topic from curriculum (Theory and Practical)

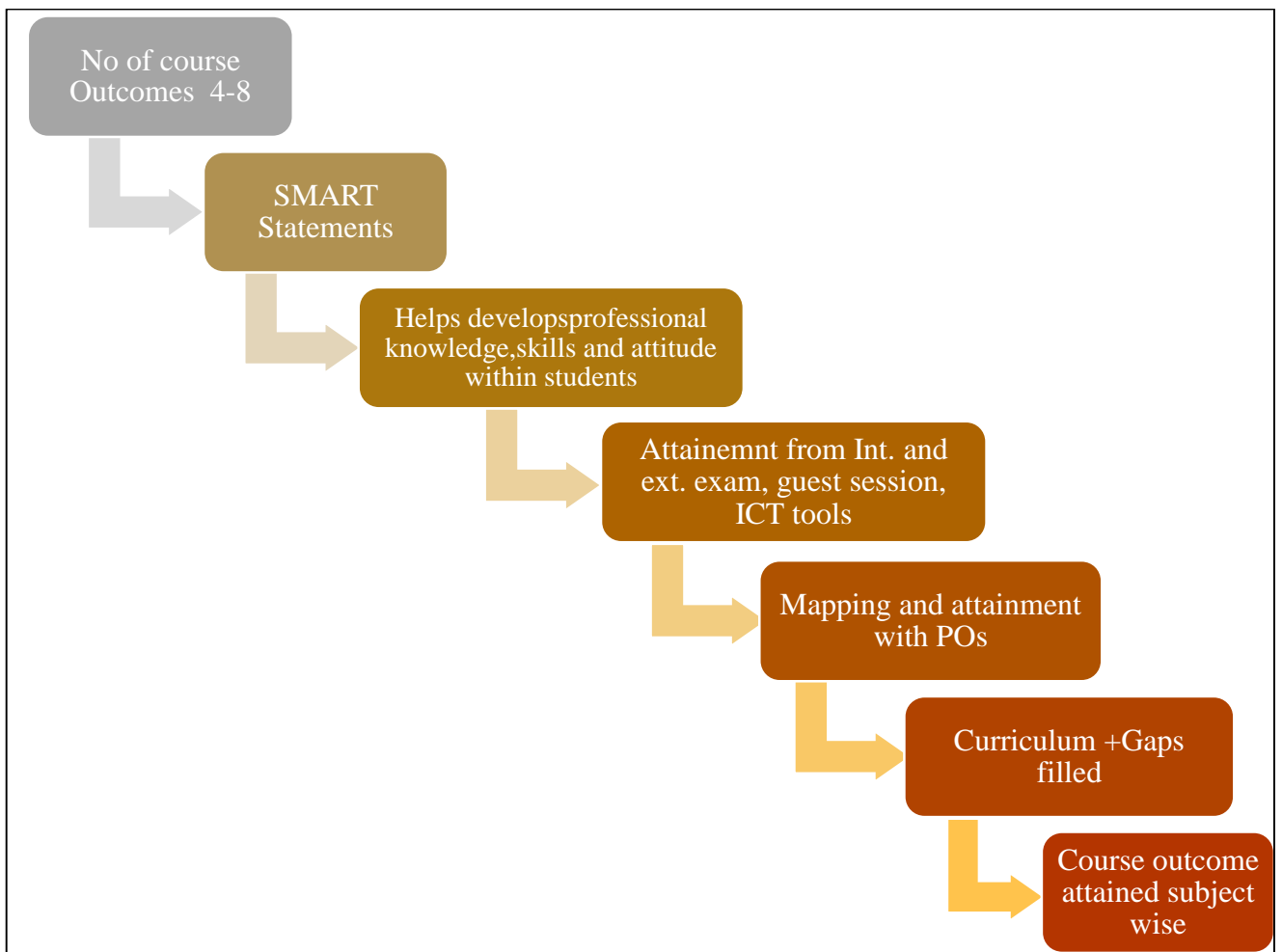
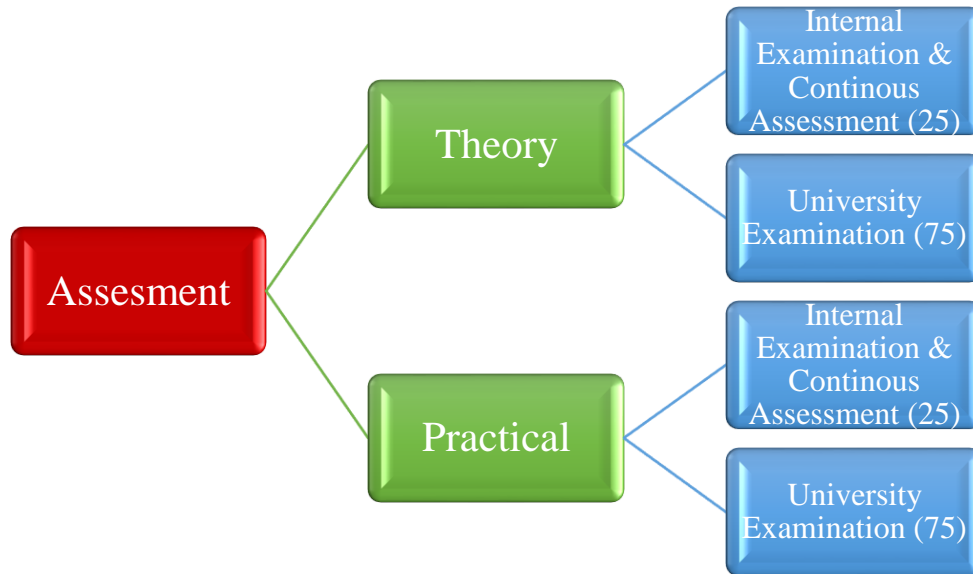
Defining of COs from TLOs and gap identified (Theory and Practical)

Defining of COs for Theory and Practical

Methods of measuring the course outcomes:

- The course outcomes are assessed by the performance of students in the internal exams, continuous assessment and external exam. The internal exams are divided into 2 continuous assessments and two sessional examinations for theory as well as practical.
- Internal exam and continuous assessment are planned in such a way that they cover all the course outcomes. Question paper format for internal examination is decided by the IQAC headed by the Principal.
- Since the question wise result of students from the university semester examination are not available, so we have set pass percentage (50%) for theory and practical as the target level.
- The level of attainment for COs for both internal and University examination is set for B. Pharm/ M. Pharm course on the scale of 0 to 3 based on marks scored by students.
 - 1) If 60% of students have obtained marks above target, then the level is considered as low level 1.
 - 2) If 70% of students have obtained marks above target, then the level is considered as medium level 2.
 - 3) If 80% of students have obtained marks above target, then the level is considered as high level 3.
- The attainment of COs, shall be done by the respective subject teacher. The questions asked in the internal exam and continuous assessments shall be mapped with COs and POs.
- The subject teacher shall map the marks got by students based on the scale of 0 to 3 for each internal exam, continuous assessments and external examination.

- The final course outcome attainment shall be calculated by correlation between attainment achieved through internal exam and continuous assessments (25% weightage) and attainment through External examination (75% weightage).



Methods of measuring the course outcomes

b. Program Outcomes:

Program outcomes are prescribed by NBA and are listed below;

PO1: Pharmacy Knowledge

PO2: Planning Abilities

PO3: Problem analysis

PO4: Modern tool usage

PO5: Leadership skills

PO6: Professional Identity

PO7: Pharmaceutical Ethics

PO8: Communication

PO9: Pharmacist and society

PO10: Environment and sustainability

PO11: Environment and sustainability

Methods of measuring the Program outcomes

All Programme outcomes are evaluated by Direct (80% Weightage) and indirect (20% weightage) tools, as per details tabulated below;

Direct Attainment Tools:

The various direct assessment tools for assessing the POs attainment are as follows:

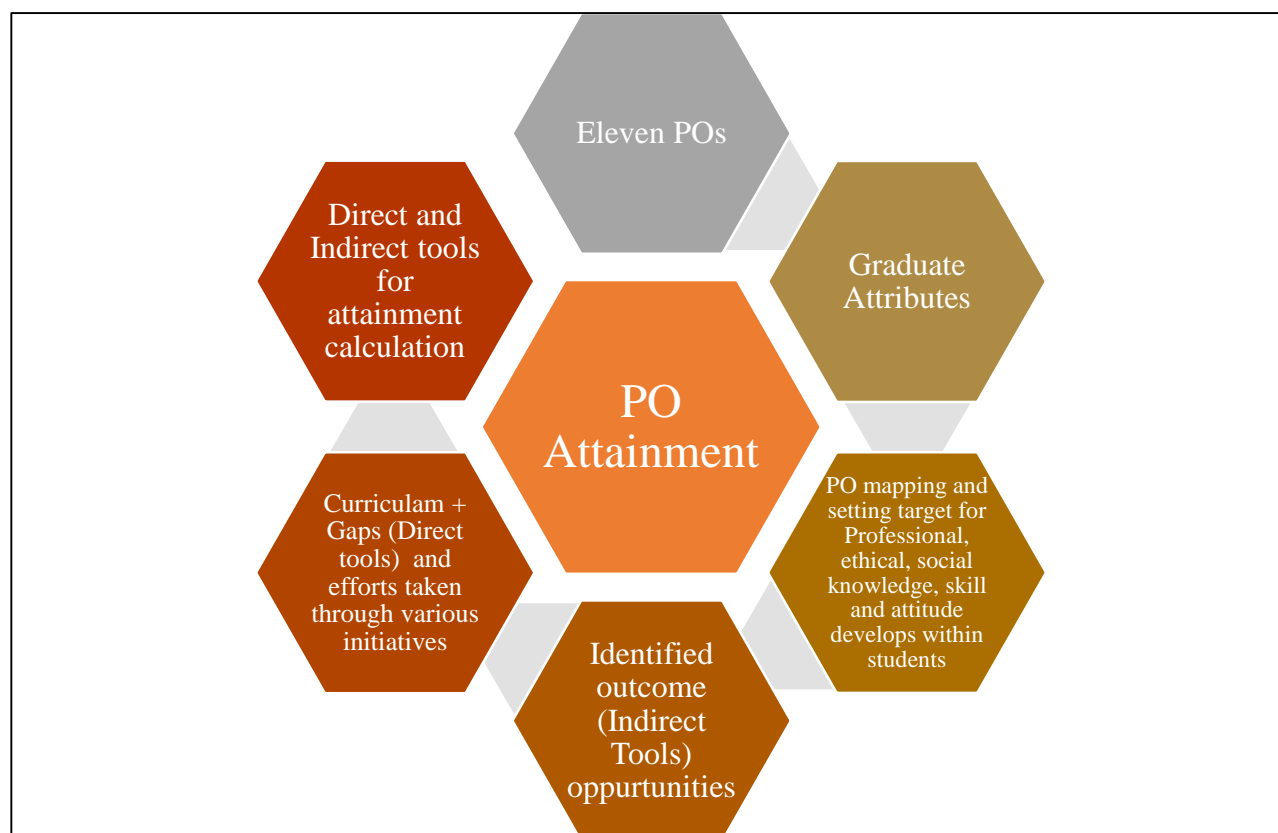
Assessing Tool	Method Used		Frequency	Program Outcome
Continuous assessment	-MCQ -Open Book Test -Seminar -Term paper -Chart preparation - Case Study		For 2018 and 2019 pattern Two per semester per course	All POs
Internal Examination			Two per semester per Course at the College level.	All POs
Theory	Based on weightage and fix format given by university, Short and long questions are asked			
Practical	Daily evaluation	Planning, analysis of lab skill, Pharmacy Knowledge, modern tool usage, lifelong learning		
	Practical Examination	Synopsis, Viva-voce, Major and minor experiment		
	Journal	Communication, data Interpretation		
University Examination			One per semester per Course at the University level.	All POs
Theory	Based on weightage and fix format given by university, Short and long questions are asked			

Practical	Synopsis, Viva-voce, Major and minor experiment, Communication, data Interpretation		
-----------	---	--	--

Indirect Attainment Tools:

The various indirect assessment tools for assessing the students and the PO attained are as follows:

Assessing Tool	Purpose	Frequency	Program Outcome
Graduate Exit Survey	To assess the contribution of the Program in the overall development of the graduates	After graduation of students	All POs
Alumni Survey	To assess the effectiveness of Program for the career development of the graduates	Every year during Alumni Meet and when visiting to college	All POs
Employer Survey	To assess an ability of employee to convert and relate the knowledge acquired to actual employment	Once every year	All POs
Parents Feedback	To assess the quality of academics and infrastructure	when visiting to college	All POs



Methods of measuring the Programme outcomes



Dr. D. Y. Patil Pratishthan's

Dr. D. Y. PATIL COLLEGE OF PHARMACY

Dr. D. Y. Patil Educational Complex, Sector - 29, Pradhikaran, Akurdi, Pune 411 044.

Tel. : 020-27656141, Tel. Fax : 020-27656141

E-mail : info@dyppharmaakurdi.ac.in Web : www.dyppharmaakurdi.ac.in

Approved by : All India Council for Technical Education, New Delhi

Pharmacy Council of India, New Delhi. Recognized by : Government of Maharashtra
Affiliated to Savitribai Phule Pune University, Pune

Dr. Sanjay D. Patil
President

Padmashree Dr. D. Y. Patil
Founder

Shri. Satej D. Patil
Vce-President & Chairman

Dr. N. S. Vyawahare
Principal

Evaluation of CO attainment of B. Pharm and M. Pharm (2021-22)

Dr. D. Y. Patil Pratishthan's
Dr. D. Y. Patil College of Pharmacy,
Akurdi, Pune-411044

Course Outcome Attainment (2021-22)

B. Pharmacy

Name of subject		Set target	CO1	CO2	CO3	CO4	CO5	CO6	Average		Co attainment
BP101T Human Anatomy and Physiology I	Internal& CA	50	3.00	2.00	3.00	3.00	3.00	2.00	2.67	0.67	2.92
	University	50	3.00						3.00	2.25	
BP102T Pharmaceutical Analysis I	Internal& CA	50	3.00	1.00	1.00	2.00	1.00	-	1.60	0.40	1.90
	University	50	2.00						2.00	1.50	
BP103T Pharmaceutics-I	Internal& CA	50	3.00	3.00	3.00	2.00	3.00	2.00	2.67	0.67	2.92
	University	50	3.00						3.00	2.25	
BP104T Pharmaceutical Inorganic Chemistry	Internal& CA	50	3.00	3.00	3.00	3.00	3.00	-	3.00	0.75	3.00
	University	50	3.00						3.00	2.25	
BP105T Communication skills	Internal& CA	50	3.00	3.00	3.00	3.00	3.00	3.00	3.00	0.75	3.00
	University	50	3.00						3.00	2.25	
BP107P Human Anatomy and Physiology-I	Internal& CA	50	3.00	3.00	3.00	3.00	3.00	3.00	3.00	0.75	3.00
	University	50	3.00						3.00	2.25	
BP108P Pharmaceutical Analysis-I	Internal& CA	50	3.00	3.00	3.00	2.00	1.00	-	2.40	0.60	2.85
	University	50	3.00						3.00	2.25	
BP109P Pharmaceutics-I	Internal& CA	50	3.00	3.00	2.00	3.00	3.00	3.00	2.83	0.71	2.96
	University	50	3.00						3.00	2.25	
BP110P Pharmaceutical Inorganic Chemistry	Internal& CA	50	3.00	3.00	3.00	3.00	3.00	-	3.00	0.75	3.00
	University	50	3.00						3.00	2.25	
BP111P Communication skills	Internal& CA	50	3.00	3.00	2.00	3.00	3.00	3.00	2.83	0.71	2.96
	University	50	3.00						3.00	2.25	
BP201T Human Anatomy and Physiology-II	Internal& CA	50	3.00	3.00	3.00	3.00	3.00	-	3.00	0.75	3.00
	University	50	3.00						3.00	2.25	
BP202T Pharmaceutical Organic Chemistry-I	Internal& CA	50	3.00	3.00	3.00	3.00	3.00	3.00	3.00	0.75	3.00
	University	50	3.00						3.00	2.25	
BP203T Biochemistry	Internal& CA	50	3.00	3.00	2.00	3.00	2.00	-	2.60	0.65	2.90
	University	50	3.00						3.00	2.25	
BP204T Pathophysiology	Internal& CA	50	1.00	1.00	1.00	1.00	1.00	2.00	1.17	0.29	2.54
	University	50	3.00						3.00	2.25	
BP205T Computer Applications in Pharmacy	Internal& CA	50	3.00	3.00	3.00	3.00	3.00	3.00	3.00	0.75	3.00
	University	50	3.00						3.00	2.25	

BP206T Environmental sciences	Internal& CA	50	2.50	2.50	1.67	2.50	1.67	–	2.17	0.54	2.79
	University	50	3.00						3.00	2.25	
BP207P Human Anatomy and Physiology-II	Internal& CA	50	3.00	3.00	2.00	3.00	3.00	2.00	2.67	0.67	2.92
	University	50	3.00						3.00	2.25	
BP208P Pharmaceutical Organic Chemistry-I	Internal& CA	50	3.00	2.00	3.00	3.00	3.00	–	2.80	0.70	2.95
	University	50	3.00						3.00	2.25	
BP209P Biochemistry	Internal& CA	50	3.00	3.00	2.00	3.00	2.00	–	2.60	0.65	2.90
	University	50	3.00						3.00	2.25	
BP210P Computer Applications in Pharmacy	Internal& CA	50	2.00	3.00	2.00	2.00	3.00	2.00	2.33	0.58	2.83
	University	50	3.00						3.00	2.25	
BP301T Pharmaceutical Organic Chemistry-II	Internal& CA	55	3.00	3.00	3.00	3.00	3.00	–	3.00	0.75	3.00
	University	55	3.00						3.00	2.25	
BP302T Physical Pharmaceutics-I	Internal& CA	55	3.00	3.00	3.00	3.00	3.00	3.00	3.00	0.75	3.00
	University	55	3.00						3.00	2.25	
BP303T Pharmaceutical Microbiology	Internal& CA	55	3.00	3.00	3.00	2.00	–	–	2.75	0.69	2.94
	University	55	3.00						3.00	2.25	
BP304T Pharmaceutical Engineering	Internal& CA	55	3.00	3.00	2.00	3.00	3.00	3.00	2.83	0.71	2.96
	University	55	3.00						3.00	2.25	
BP305P Pharmaceutical Organic Chemistry-II	Internal& CA	55	3.00	3.00	3.00	3.00	3.00	–	3.00	0.75	3.00
	University	55	3.00						3.00	2.25	
BP306P Physical Pharmaceutics-I	Internal& CA	55	3.00	3.00	3.00	3.00	3.00	3.00	3.00	0.75	3.00
	University	55	3.00						3.00	2.25	
BP307P Pharmaceutical Microbiology	Internal& CA	55	3.00	3.00	2.00	3.00	2.00	3.00	2.67	0.67	2.92
	University	55	3.00						3.00	2.25	
BP308P Pharmaceutical Engineering	Internal& CA	55	3.00	3.00	2.00	3.00	3.00	3.00	2.83	0.71	2.96
	University	55	3.00						3.00	2.25	
BP401T Pharmaceutical Organic Chemistry III	Internal& CA	55	3.00	2.00	3.00	2.00	3.00	3.00	2.67	0.67	2.92
	University	55	3.00						3.00	2.25	
BP402T Medicinal Chemistry-I	Internal& CA	55	2.00	2.50	1.67	2.50	1.67	2.50	2.14	0.53	2.78
	University	55	3.00						3.00	2.25	
BP403T Physical Pharmaceutics-II	Internal& CA	55	2.00	2.00	2.00	2.00	2.00	2.00	2.00	0.50	2.75
	University	55	3.00						3.00	2.25	
BP404T Pharmacology-I	Internal& CA	55	3.00	2.50	1.67	1.67	1.67	1.67	2.03	0.51	2.76
	University	55	3.00						3.00	2.25	
BP405T Pharmacognosy and Phytochemistry-I	Internal& CA	55	3.00	3.00	2.00	2.00	1.00	–	2.20	0.55	2.05
	University	55	2.00						2.00	1.50	

BP406P Medicinal Chemistry-I	Internal& CA	55	3.00	3.00	3.00	3.00	2.00	-	2.80	0.70	2.95
	University	55	3.00						3.00	2.25	
BP407P Physical Pharmaceutics-II	Internal& CA	55	3.00	3.00	3.00	3.00	2.00	3.00	2.83	0.71	2.96
	University	55	3.00						3.00	2.25	
BP408P Pharmacology-I	Internal& CA	55	3.00	3.00	2.00	2.00	1.00	3.00	2.33	0.58	2.83
	University	55	3.00						3.00	2.25	
BP409P Pharmacognosy and Phytochemistry-I	Internal& CA	55	1.00	2.00	1.00	2.00	-	-	1.50	0.38	2.63
	University	55	3.00						3.00	2.25	
BP501T Medicinal Chemistry- II	Internal& CA	60	2.00	2.00	3.00	1.00	2.00	-	2.00	0.50	2.75
	University	60	3.00						3.00	2.25	
BP502T Industrial Pharmacy-I	Internal& CA	60	3.00	3.00	2.00	2.00	2.00	3.00	2.50	0.63	2.88
	University	60	3.00						3.00	2.25	
BP503T Pharmacology-II	Internal& CA	60	1.00	2.00	1.00	1.00	1.00	1.00	1.17	0.29	2.54
	University	60	3.00						3.00	2.25	
BP504T Pharmacognosy and Phytochemistry-II	Internal& CA	60	2.00	2.00	3.00	3.00	3.00	2.00	2.50	0.63	2.88
	University	60	3.00						3.00	2.25	
BP505T Pharmaceutical Jurisprudence	Internal& CA	60	3.00	3.00	2.00	3.00	2.00	3.00	2.67	0.67	2.92
	University	60	3.00						3.00	2.25	
BP506P Industrial Pharmacy-I	Internal& CA	60	3.00	2.00	2.00	2.00	1.00	3.00	2.17	0.54	2.79
	University	60	3.00						3.00	2.25	
BP507P Pharmacology-II	Internal& CA	60	1.00	2.00	1.00	1.00	1.00	1.00	1.17	0.29	2.54
	University	60	3.00						3.00	2.25	
BP508P Pharmacognosy and Phytochemistry-II	Internal& CA	60	2.00	3.00	2.00	3.00	2.00	3.00	2.50	0.63	2.88
	University	60	3.00						3.00	2.25	
BP601T Medicinal Chemistry-III	Internal& CA	60	3.00	3.00	3.00	1.00	3.00	2.00	2.50	0.63	2.88
	University	60	3.00						3.00	2.25	
BP602T Pharmacology-III	Internal& CA	60	1.00	2.00	2.00	1.00	1.00	1.00	1.33	0.33	2.58
	University	60	3.00						3.00	2.25	
BP603T Herbal Drug Technology	Internal& CA	60	2.00	3.00	3.00	2.00	3.00	2.00	2.50	0.63	2.88
	University	60	3.00						3.00	2.25	
BP604T Biopharmaceutics and Pharmacokinetics	Internal& CA	60	3.00	3.00	2.00	3.00	3.00		2.80	0.70	2.95
	University	60	3.00						3.00	2.25	
BP605T Pharmaceutical Biotechnology	Internal& CA	60	3.00	2.00	3.00	3.00	3.00	2.00	2.67	0.67	2.92
	University	60	3.00						3.00	2.25	
BP606T Quality Assurance	Internal& CA	60	1.33	0.67	1.33	0.00	1.33	0.67	0.89	0.22	2.47
	University	60	3.00						3.00	2.25	

BP607P Medicinal Chemistry-III	Internal& CA	60	1.00	3.00	3.00	3.00	3.00	3.00	2.67	0.67	2.92
	University	60	3.00						3.00	2.25	
BP608P Pharmacology-III	Internal& CA	60	1.00	2.00	2.00	1.00	1.00	1.00	1.33	0.33	2.58
	University	60	3.00						3.00	2.25	
BP609P Herbal Drug Technology	Internal& CA	60	2.00	3.00	3.00	3.00	2.00	2.00	2.50	0.63	2.88
	University	60	3.00						3.00	2.25	
BP701T Instrumental Methods of Analysis	Internal& CA	65	2.00	2.00	3.00	3.00	3.00	3.00	2.67	0.67	2.92
	University	65	3.00						3.00	2.25	
BP702T Industrial Pharmacy-II	Internal& CA	65	1.00	2.00	2.00	1.00	2.00	2.00	1.67	0.42	2.67
	University	65	3.00						3.00	2.25	
BP703T Pharmacy Practice	Internal& CA	65	3.00	3.00	2.00	3.00	1.00	2.00	2.33	0.58	2.83
	University	65	3.00						3.00	2.25	
BP704T Novel Drug Delivery System	Internal& CA	65	3.00	2.00	3.00	3.00	3.00	3.00	2.83	0.71	2.96
	University	65	3.00						3.00	2.25	
BP705P Instrumental Methods of Analysis	Internal& CA	65	3.00	2.00	3.00	3.00	2.00	3.00	2.67	0.67	2.92
	University	65	3.00						3.00	2.25	
BP706PS Practice School	Internal& CA	65	2.00	3.00	3.00	3.00	3.00	3.00	2.83	0.71	2.96
	University	65	3.00						3.00	2.25	
BP801T Biostatistics and Research Methodology	Internal& CA	65	2.00	2.00	2.00	2.00	1.00	1.00	1.67	0.42	2.67
	University	65	3.00						3.00	2.25	
BP802T Social and Preventive Pharmacy	Internal& CA	65	2.00	2.00	1.00	2.50	2.50	2.00	2.00	0.50	2.75
	University	65	3.00						3.00	2.25	
BP803ET Pharma. Marketing Management	Internal& CA	65	3.00	3.00	3.00	3.00	3.00	3.00	3.00	0.75	3.00
	University	65	3.00						3.00	2.25	
BP804ET Regulatory Affairs	Internal& CA	65	3.00	1.33	1.33	3.00	3.00	3.00	2.44	0.61	0.61
	University	65	0.00						0.00	0.00	
BP805ET Pharmacovigilance	Internal& CA	65	3.00	3.00	3.00	2.00	3.00	3.00	2.83	0.71	1.46
	University	65	1.00						1.00	0.75	
BP809ET Cosmetic Science	Internal& CA	65	2.00	2.00	2.00	2.00	2.00	1.33	1.89	0.47	2.72
	University	65	3.00						3.00	2.25	
BP811ET Advanced Instrumentation Techniques	Internal& CA	65	2.00	2.00	2.00	2.00	2.00	2.00	2.00	0.50	2.75
	University	65	3.00						3.00	2.25	
BP812ET Dietary Supplements & Nutraceuticals	Internal& CA	65	1.50	1.50	1.50	1.50	1.50	1.50	1.50	0.38	2.63
	University	65	3.00						3.00	2.25	

Dr. D. Y. Patil Pratishthan's
Dr. D. Y. Patil College of Pharmacy,
Akurdi, Pune-411044

Course Outcome Attainment (2021-22)

M. Pharmacy

Name of subject		Set target	CO1	CO2	CO3	CO4	CO5	CO6	Average		Co attainment
MPAT101T Modern Pharmaceutical Analytical Techniques	Internal & CA	60	1.00	1.00	1.00	0.67	1.00	-	0.93	0.23	2.48
	University	60	3.00						3.00	2.25	
MPH102T Drug Delivery System	Internal & CA	60	3.00	3.00	3.00	3.00	3.00	2.00	2.83	0.71	2.96
	University	60	3.00						3.00	2.25	
MPH103T Modern Pharmaceutics	Internal & CA	60	2.00	2.00	3.00	2.50	3.00	1.00	2.25	0.56	2.81
	University	60	3.00						3.00	2.25	
MPH104T Regulatory Affair	Internal & CA	60	3.00	3.00	3.00	3.00	-	-	3.00	0.75	3.00
	University	60	3.00						3.00	2.25	
MPH105P Pharmaceutics Practical I	Internal & CA	60	3.00	3.00	2.00	3.00	3.00	-	2.80	0.70	2.95
	University	60	3.00						3.00	2.25	
MPH201T Molecular Pharmaceutics (Nano Tech and Targeted DDS)	Internal & CA	60	3.00	3.00	2.00	3.00	3.00	-	2.80	0.70	2.95
	University	60	3.00						3.00	2.25	
MPH202T Advanced Biopharmaceutics & Pharmacokinetics	Internal & CA	60	3.00	3.00	3.00	3.00	3.00	-	3.00	0.75	3.00
	University	60	3.00						3.00	2.25	
MPH203T Computer Aided Drug Development	Internal & CA	60	3.00	3.00	2.00	3.00	2.00	-	2.60	0.65	2.90
	University	60	3.00						3.00	2.25	
MPH204T Cosmetic & Cosmeceuticals	Internal & CA	60	3.00	3.00	2.00	3.00	3.00	3.00	2.83	0.71	2.96
	University	60	3.00						3.00	2.25	
MPH205P Pharmaceutics Practical II	Internal & CA	60	3.00	3.00	3.00	3.00	3.00	3.00	3.00	0.75	3.00
	University	60	3.00						3.00	2.25	
MPAT101T Modern Pharmaceutical Analytical Techniques	Internal & CA	60	2.00	2.00	2.00	1.33	2.00	-	1.87	0.47	2.72
	University	60	3.00						3.00	2.25	
MQA102T Quality Management system	Internal & CA	60	3.00	3.00	2.00	2.00	3.00	3.00	2.67	0.67	2.92
	University	60	3.00						3.00	2.25	
MQA103T Quality Control and Quality Assurance	Internal & CA	60	3.00	3.00	3.00	3.00	3.00	-	3.00	0.75	3.00
	University	60	3.00						3.00	2.25	
MQA104T Product Development and Technology Transfer	Internal & CA	60	3.00	3.00	3.00	3.00	3.00	-	3.00	0.75	3.00
	University	60	3.00						3.00	2.25	

MQA105P Pharmaceutical Quality Assurance Practical-I	Internal& CA	60	3.00	3.00	2.00	3.00	-	-	2.75	0.69	2.94
	University	60	3.00						3.00	2.25	
MQA201T Hazards and Safety Management	Internal& CA	60	2.50	2.50	1.67	2.50	1.67	2.50	2.22	0.56	2.81
	University	60	3.00						3.00	2.25	
MQA202T Pharmaceutical Validation	Internal& CA	60	3.00	3.00	3.00	3.00	3.00	3.00	3.00	0.75	3.00
	University	60	3.00						3.00	2.25	
MQA203T Audits and Regulatory Compliance	Internal& CA	60	2.00	2.00	3.00	3.00	3.00	3.00	2.67	0.67	2.92
	University	60	3.00						3.00	2.25	
MQA204T Pharmaceutical Manufacturing Technology	Internal& CA	60	3.00	2.00	3.00	2.00	2.00	-	2.40	0.60	2.85
	University	60	3.00						3.00	2.25	
MQA205P Pharmaceutical Quality Assurance Practical II	Internal& CA	60	3.00	3.00	3.00	3.00	-	-	3.00	0.75	3.00
	University	60	3.00						3.00	2.25	
MPAT101T Modern Pharmaceutical Analytical Techniques	Internal& CA	60	3.00	3.00	3.00	2.00	3.00	-	2.80	0.70	2.95
	University	60	3.00						3.00	2.25	
MPC102T Advanced Organic Chemistry – I	Internal& CA	60	2.00	2.00	1.33	2.00	2.00	1.33	1.78	0.44	2.69
	University	60	3.00						3.00	2.25	
MPC103T Advanced Medicinal Chemistry	Internal& CA	60	3.00	3.00	3.00	3.00	3.00	3.00	3.00	0.75	3.00
	University	60	3.00						3.00	2.25	
MPC104T Chemistry of Natural Products	Internal& CA	60	3.00	3.00	3.00	2.00	3.00	3.00	2.83	0.71	2.96
	University	60	3.00						3.00	2.25	
MPC105P Pharmaceutical Chemistry Practical I	Internal& CA	60	3.00	3.00	3.00	3.00	3.00	3.00	3.00	0.75	3.00
	University	60	3.00						3.00	2.25	
MPC201T Advanced Spectral Analysis	Internal& CA	60	3.00	3.00	3.00	3.00	-	-	3.00	0.75	3.00
	University	60	3.00						3.00	2.25	
MPC202T Advanced Organic Chemistry –II	Internal& CA	60	2.00	2.00	2.00	1.33	2.00	2.00	1.89	0.47	2.72
	University	60	3.00						3.00	2.25	
MPC203T Computer Aided Drug Design	Internal& CA	60	2.00	2.00	3.00	3.00	3.00	3.00	2.67	0.67	2.92
	University	60	3.00						3.00	2.25	
MPC204T Pharmaceutical Process Chemistry	Internal& CA	60	3.00	2.00	3.00	3.00	2.00	3.00	2.67	0.67	2.92
	University	60	3.00						3.00	2.25	
MPC205P Pharmaceutical Chemistry Practical II	Internal& CA	60	3.00	3.00	3.00	3.00	3.00	3.00	3.00	0.75	3.00
	University	60	3.00						3.00	2.25	
MPAT101T Modern Pharmaceutical Analytical Techniques	Internal& CA	60	2.50	2.50	2.50	1.67	2.50	-	2.33	0.58	2.83
	University	60	3.00						3.00	2.25	
MPL102T Advanced Pharmacology - I	Internal& CA	60	3.00	3.00	3.00	3.00	3.00	-	3.00	0.75	3.00
	University	60	3.00						3.00	2.25	
MPL 103T Pharmacological and	Internal& CA	60	3.00	3.00	3.00	2.00	2.00	-	2.60	0.65	2.90

Toxicological Screening Methods-I	University	60	3.00						3.00	2.25	
MPL104T Cellular and Molecular Pharmacology	Internal& CA	60	3.00	3.00	3.00	2.00	3.00	2.00	2.67	0.67	2.92
	University	60	3.00						3.00	2.25	
MPL105P Pharmacology Practical I	Internal& CA	60	2.00	3.00	3.00	2.00	2.00	3.00	2.50	0.63	2.88
	University	60	3.00						3.00	2.25	
MPL201T Advanced Pharmacology II	Internal& CA	60	3.00	3.00	2.00	2.00	3.00	3.00	2.67	0.67	2.92
	University	60	3.00						3.00	2.25	
MPL 202T Pharmacological and Toxicological Screening Methods-II	Internal& CA	60	3.00	3.00	3.00	2.00	2.00	1.00	2.33	0.58	2.83
	University	60	3.00						3.00	2.25	
MPL203T Principles of Drug Discovery	Internal& CA	60	3.00	3.00	3.00	3.00	2.00	1.00	2.50	0.63	2.13
	University	60	2.00						2.00	1.50	
MPL204T Clinical Research and Pharmacovigilance	Internal& CA	60	3.00	3.00	2.00	3.00	2.00	2.00	2.50	0.63	2.88
	University	60	3.00						3.00	2.25	
MPL205P Pharmacology Practical II	Internal& CA	60	3.00	2.00	2.00	3.00	3.00	2.00	2.50	0.63	2.88
	University	60	3.00						3.00	2.25	

Total Course Outcome

Sr. No.	Course	Attainment (Average)
1.	B. Pharm	2.78
2.	M. Pharm	2.89
	Total Attainment	2.84

Dr. D. Y. Patil Pratishthan's

Dr. D. Y. PATIL COLLEGE OF PHARMACY

Dr. D. Y. Patil Educational Complex, Sector - 29, Pradhikaran, Akurdi, Pune 411 044.

Tel. : 020-27656141, Tel. Fax : 020-27656141

E-mail : info@dyppharmaakurdi.ac.in Web : www.dyppharmaakurdi.ac.in

Approved by : All India Council for Technical Education, New Delhi

Pharmacy Council of India, New Delhi. Recognized by : Government of Maharashtra
Affiliated to Savitribai Phule Pune University, Pune



Dr. Sanjay D. Patil
President

Padmashree Dr. D. Y. Patil
Founder

Shri. Satej D. Patil
Vce-President & Chairman

Dr. N. S. Vyawahare
Principal


**Ref. No. : DYPCOP/
Date :**

**Sample copy of CO
attainment
calculations**

**Dr. D. Y. Patil Pratishthan's
Dr. D. Y. Patil College of Pharmacy,
Akurdi, Pune-411044**

Industrial Pharmacy-I (BP502T)

Roll No.	Name of Student	Theory			Practical		
		Internal (15)	CA (10)	External (75)	Internal (10)	CA (5)	External (35)
1	AGEY AKSHDIP SANDIP	11	8	66	8	4	22
2	AHIRE PRASAD HEMANTKUMAR	12	9	63	7	4	26
3	AHIRWAR DIPSHIKHA AMOL	4	9	39	6	4	20
4	ANDHARE DNYANESHWARI RAMAKANT	11	8	62	7	4	23
5	BHADANE MAHESH RAVINDRA	13	8	75	9	4	23
6	BHASKE SHAILESH HANUMANTRAO	12	7	63	9	4	20
7	BHOIR TANAYA ASHOK	11	7	69	8	4	27
8	CHANDRA ARITRA CHOUDHAR SHUBHANGI SURESH	11	6	48	8	4	21
10	CHOUDHARY JITESH NAGARAM	10	8	59	8	4	22
11	DARADE SNEHAL MAHADEO	11	6	48	9	4	22
12	DESHPANDE TANAYA SURENDRA	14	7	66	9	4	24
13	DHAWALE TUSHAR RAJESHRAO	11	8	62	7	4	20
14	DHOPE NEHA BHARAT	11	8	68	8	4	25
15	DOMANE HARSHADA PRADIP	11	8	74	8	4	25
16	GAUR AKSHITA	12	9	68	9	4	28
17	GAURAV KUMAR	10	7	63	8	4	26
18	GAWAI AKSHAY RAJENDRA	10	7	60	8	4	20
19	GHADGE VAISHNAVI RATNAKAR	14	9	75	8	4	26
20	GHATE KAUSTUBH RAJENDRA	9	8	54	9	4	24
21	GOSAVI CHAITRALI RUDRAGIRI	12	8	71	8	4	27
22	JADHAV SANSKRUTI YUVRAJ	11	8	68	9	4	24
23	JAGDALE CHIRAG ASHOK	10	7	62	7	4	24
24	JAMBHULKAR PRATHAMESH RAMDAS	12	8	72	7	4	23
25	KHENGAT RUSHIKESH BHAUSAHEB	10	8	53	7	4	24
26	KOCHE SHREYA SUHAS KULKARNI SAURABH SANTOSH	13	9	66	9	4	25
27	KOCHE SHREYA SUHAS KULKARNI SAURABH SANTOSH	8	7	56	6	4	22
28	MADEWAD VAISHNAVI BALAJI	9	7	51	8	4	22
29	MALI VAIBHAVI MOHAN MALI	13	8	57	8	4	26
30	MARATHE SAURABH HARISH	9	7	53	8	4	21
31	MAVCHI UTKARSHA UTARYA	12	8	66	8	4	26



32	MISHRA SHREYA ASHOK	12	8	72	8	4	25
33	MODHAVE PAYAL AJIT	12	8	56	9	4	26
34	NIKAM MANSI SANTOSH	12	8	59	8	4	23
35	NIRAWANE KUNAL ANIL	10	8	60	9	4	18
36	PARSAIYYA SHITAL RAJENDRA	10	8	62	7	4	20
37	PATEL FALAK AMEESH	14	8	68	10	4	24
38	PATEL PAYAL VINOD	13	8	66	9	4	20
39	PATIL BHAVESH SANJAY	10	7	54	8	4	19
40	PATILABHISHEK DEEPAK	10	8	56	6	4	19
41	REDDY AISHWARYA	13	9	69	8	4	27
42	ROTE SIDDHARTH TUSHAR	12	8	68	9	4	22
43	ROY GOPI KRISHAN	12	8	57	8	4	22
44	SALUNKE UDAYA RAMCHANDRA	10	7	71	8	4	24
45	SARITA	8	7	60	7	4	20
46	SARODE ADITYA PRAKASH	14	9	71	9	4	23
47	SHILIMKAR ROHIT PRASHANT	12	8	66	6	4	18
48	SHINDE DIPTI SUNIL	12	8	59	8	4	20
49	SHUKLA ISHIKA	13	8	62	8	4	22
50	SONTAKKE RATNARAJ SANJAY	9	7	56	7	4	21
51	SURYAWANSHI SHRADDHA JITENDRA	11	8	53	8	4	19
52	TELGE SUDARSHAN MANGALDAS	5	8	Ab	3	5	Ab
53	UJJAINKAR PRATHAMESH SUNIL	3	10	45	4	4	18
54	UKEYSHENDE MEGHA JAYDEO	11	8	59	7	4	25
55	UPADHYE SHREYAS SACHINDEO	11	8	65	9	4	23
56	WAGH PRAJAKTA DIPAK	12	9	71	9	4	23
57	WAGH YUVRAJ VIJAY	11	8	59	8	4	19
58	WAGHMARE DEEPTI AVDHUTRAO	12	8	56	8	4	26
59	ZAMBARE SIDDHANT MILIND	10	7	59	8	4	21
60	KUNAL ALONE	8	6	54	5	3	18
61	RIZWANA AMIRULLAH CHOUDHARY	9	8	50	7	3	19
62	SHRUSHTI ROHIDAS BALGHARE	9	8	54	5	3	21
63	Tanawaishnavi	12	7	72	8	4	26
64	Gala Bhavik	11	7	72	7	4	28
65	Shaha Smith	11	8	69	8	4	22
66	Jalan Priyanka	11	8	71	7	4	19
67	Ladali Bisen	11	7	62	7	4	22
68	Patane Priti	12	8	69	7	4	19
69	Jadhav Aditi	13	7	72	8	4	29

70	Ghogare Sujit	12	8	69	8	4	22
71	Naikwadi Rutuja	13	8	72	8	4	30
72	Dandge Priyanka	12	8	57	7	4	28
73	Birajdar Rohini	12	7	60	7	4	25
74	Rathod Umesh	11	7	62	8	4	21
75	Thombare Vijay	11	8	50	7	4	22
76	TADKALSKAR ATHARVA D	8	7	63	5	4	18
	Internal	69	76		71	76	
	External			74			63
	% Internal	90.7895	100		93.4211	100	
	% External			98.6667			84
	Maximum	80	80	80	80	80	80
	Minimum	60	60	60	60	60	60
	Target 60%						
	Internal	3	3		3	3	
	External			3			3

Final CO Attainment:

BP502T Industrial Pharmacy-I	Internal & CA	60	3.00	3.00	2.00	2.00	2.00	3.00	2.50	0.63	2.88
	University	60	3.00						3.00	2.25	

NKaushal
Ms. N. Kaushal
Subject Teacher

S.P. Chaudhari
Dr. S. P. Chaudhari
HOD

S.P. Chaudhari
Dr. S. P. Chaudhari
IQAC Coordinator




**Dr. D. Y. Patil Pratishthan's
Dr. D. Y. Patil College of Pharmacy,
Akurdi, Pune-411044**


Computer Aided Drug Design (MPC203T)

Sr. No.	Name of the Student	Computer Aided Drug Design	
		(MPC203T)	
		Internal	External
1	Behera Arpita	17	52
2	Narvekar Chaitanya Sunil	14	52
3	Kawale Himanshu Dhananjay	16	42
4	Srivastava Priyanka	23	59
5	Waydande Trupti Mallhari	18	51
	Internal	4	
	External		4
	% Internal	80	
	% External		80
	Maximum	80	80
	Minimum	60	60
	Target 60%		
	Internal	3	
	External		3

Final CO Attainment:


MPC203T Computer Aided Drug Design	Internal & CA	60	2.00	2.00	3.00	3.00	3.00	3.00	2.67	0.67	2.92
	University	60									


Dr. S. C. Daswadkar
Subject Teacher


Dr. S. P. Mahaparale
HOD


Dr. S. P. Chaudhari
IQAC Coordinator





Dr. D. Y. Patil Pratishthan's

Dr. D. Y. PATIL COLLEGE OF PHARMACY

Dr. D. Y. Patil Educational Complex, Sector - 29, Pradhikaran, Akurdi, Pune 411 044.

Tel. : 020-27656141, Tel. Fax : 020-27656141

E-mail : info@dyppharmaakurdi.ac.in Web : www.dyppharmaakurdi.ac.in

Approved by : All India Council for Technical Education, New Delhi

Pharmacy Council of India, New Delhi. Recognized by : Government of Maharashtra

Affiliated to Savitribai Phule Pune University, Pune

Dr. Sanjay D. Patil
President

Padmashree Dr. D. Y. Patil
Founder

Shri. Satej D. Patil
Vce-President & Chairman

Dr. N. S. Vyawahare
Principal

**Ref. No. : DYPCOP/
Date :**

CO-PO Matrix of B. Pharm and M. Pharm (2021-22)

**Dr. D. Y. Patil Pratishthan's
Dr. D. Y. Patil College of Pharmacy,
Akurdi, Pune-411044**

CO-PO matrix of all courses of B. Pharm (2021-22)

BP101T	2.17	2.33	2.33	3.00	3.00	2.67	2.33	2.33	1.00	3.00	2.50
BP102T	2.33	2.33	2.17	2.33	2.33	2.33	2.67	2.33	2.33	2.67	2.33
BP103T	1.67	2.00	2.00	3.00	1.67	1.67	2.20	1.67	2.00	3.00	1.67
BP104T	2.33	2.33	2.33	3.00	2.60	2.33	2.33	2.33	2.33	2.33	2.33
BP105T	–	2.25	2.21	–	2.40	2.25	2.38	2.17	1.92	–	2.21
BP107P	2.17	2.33	2.33	3.00	3.00	2.67	2.33	2.33	1.00	3.00	2.50
BP108P	2.33	2.33	2.17	2.33	2.33	2.33	2.67	2.33	2.33	2.67	2.33
BP109P	1.67	2.00	2.00	3.00	1.67	1.67	2.20	1.67	2.00	3.00	1.67
BP110P	2.33	2.33	2.33	3.00	2.60	2.33	2.33	2.33	2.33	2.33	2.33
BP111P	–	2.26	2.23	–	2.43	2.26	2.38	2.19	1.99	–	2.23
BP201T	2.33	2.33	2.33	3.00	2.33	2.33	–	2.33	2.33	–	2.33
BP202T	2.17	2.27	2.23	–	2.39	2.27	–	2.20	–	2.75	2.23
BP203T	2.17	2.17	2.17	3.00	2.17	2.17	2.67	2.17	2.17	2.67	2.17
BP204T	2.33	1.00	1.00	–	–	2.33	1.00	–	2.33	2.33	2.33
BP205T	2.33	2.33	2.33	2.33	–	2.33	1.00	2.33	1.00	–	2.33
BP206T	2.27	2.06	2.05	2.78	–	2.28	1.76	2.25	1.96	–	2.27
BP207P	2.33	2.33	2.33	3.00	2.33	2.33	–	2.33	2.33	–	2.33
BP208P	2.27	2.03	2.02	–	2.30	2.29	–	2.26	–	2.58	2.28
BP209P	2.17	2.17	2.17	3.00	2.17	2.17	2.67	2.17	2.17	2.67	2.17
BP210P	2.33	2.33	2.33	2.33	–	2.33	1.00	2.33	1.00	–	2.33
BP301T	2.00	3.00	2.60	–	–	2.60	2.17	–	–	2.60	2.60
BP302T	2.17	2.17	2.17	2.17	2.17	3.00	3.00	2.17	2.17	2.40	2.17
BP303T	2.25	2.25	2.25	1.25	2.00	3.00	–	2.33	1.75	2.33	2.25
BP304T	2.50	–	2.33	3.00	3.00	2.80	2.33	–	2.50	2.50	2.50
BP305P	2.00	2.00	2.00	2.00	2.00	2.00	2.00	2.00	–	–	2.00
BP306P	1.83	1.83	1.83	1.83	1.83	–	–	1.83	1.83	3.00	1.83
BP307P	2.00	2.00	2.00	–	–	2.67	3.00	2.00	2.25	2.25	2.00
BP308P	2.00	2.00	2.00	2.00	2.00	2.00	–	2.00	–	2.00	2.00
BP401T	2.00	2.00	2.00	2.33	–	2.00	2.33	2.00	2.00	2.00	2.00
BP402T	2.00	2.67	2.00	2.00	–	2.67	–	–	2.00	–	2.00
BP403T	2.17	2.60	2.17	3.00	–	2.17	2.17	–	3.00	2.17	2.17
BP404T	2.00	2.00	2.50	2.33	1.67	1.50	2.00	1.67	1.83	2.00	2.33
BP405T	2.00	1.83	1.83	3.00	–	2.00	–	–	2.17	–	2.00
BP406P	2.00	2.00	2.00	2.00	2.00	3.00	2.00	2.00	–	–	2.00
BP407P	1.67	1.67	1.67	3.00	1.67	2.67	1.67	2.83	–	2.67	1.67
BP408P	2.40	2.00	2.00	2.00	2.40	2.00	2.00	2.20	2.20	2.20	2.20
BP409P	1.75	1.75	–	–	1.75	1.75	3.00	1.75	1.75	3.00	1.75
BP501T	2.00	2.00	3.00	–	–	2.00	2.00	–	2.00	2.00	2.00
BP502T	2.00	2.00	2.00	2.50	–	2.00	–	–	1.83	–	2.00
BP503T	2.00	1.67	1.67	2.00	–	–	2.00	–	2.00	–	2.00

BP504T	1.83	2.33	2.60	3.00	–	1.83	–	–	1.83	–	1.83
BP505T	2.00	2.00	2.00	–	3.00	2.75	2.00	2.00	3.00	–	2.00
BP506P	1.67	1.67	–	–	1.67	1.67	–	1.67	1.67	–	1.67
BP507P	1.83	1.83	1.83	–		1.83	3.00	1.83	3.00	3.00	1.83
BP508P	1.67	1.67	–	–	1.67	1.67	2.50	1.50	1.67	2.50	1.67
BP601T	1.83	1.83	2.50	3.00	–	–	1.83	3.00	1.83	1.83	1.83
BP602T	2.00	2.00	2.00	2.00	–	2.25	2.00	–	2.00	–	2.00
BP603T	2.00	2.00	–	–	2.00	2.00	3.00	1.67	2.00	3.00	2.00
BP604T	2.00	3.00	1.67	1.80	3.00	1.67	2.50	–	2.50	3.00	1.67
BP605T	1.67	1.67	1.67	1.67	1.67	–	–	1.67	1.67	3.00	2.40
BP606T	1.60	2.67	2.33	2.67	3.00	2.25	2.50	2.67	2.50	1.80	1.80
BP607P	2.00	2.00	2.00	2.00	2.00	–	2.00	2.40	–	–	2.00
BP608P	2.00	2.33	2.33	3.00	2.00	2.00	3.00	2.00	–	–	2.00
BP609P	1.83	1.83	2.20	–	1.83	1.83	2.00	1.83	1.83	3.00	1.83
BP701T	1.8	1.8	2.2	2.2	–	1.8	1.8	–	–	2.2	1.8
BP702T	1.67	2.4	2.33	–	3	1.67	3	–	3	3	1.67
BP703T	2.2	3	2.2	3	–	2.2	2.2	2.2	2.2	–	2.2
BP704T	1.8	2.5	1.8	–	–	1.8	3	–	1.8	–	1.8
BP705P	2.4	2.4	2.4	3	2.4	2.4	2.2	2.4	2.33	2.5	2.4
BP801T	2.4	3	2.2	2.2	–	3	–	–	2.67	–	2.4
BP802T	1.33	2.33	–	–	2.00	–	–	1.33	1.33	–	1.33
BP803ET	2.00	2.00	2.00	3.00	2.30	2.00	2.30	2.30	2.00	2.33	2.00
BP804ET	2.00	2.00	2.00	2.33	2.50	2.00	2.00	2.00	2.33	3.00	2.00
BP805ET	2.75	3.00	3.00	–	–	1.75	2.00	2.00	3.00	3.00	1.75
BP809ET	2.00	2.00	2.00	3.00	2.00	2.33	2.25	2.00	2.00	2.50	2.00
BP811ET	2.75	2.00	1.75	2.00	2.25	1.75	2.33	2.66	1.75	3.00	1.75
BP812ET	2.50	2.50	2.33	3.00		2.50	2.33		3.00	3.00	3.00
Average PO of all courses	2.06	2.16	2.14	2.53	2.24	2.20	2.26	2.12	2.08	2.59	2.07

**Dr. D. Y. Patil Pratishthan's
Dr. D. Y. Patil College of Pharmacy,
Akurdi, Pune-411044**

CO-PO matrix of all courses of M. Pharm (2021-22)

MPAT101T	2.00	-	2.00	2.00	-	2.00	3.00	-	-	2.00	2.00
MPH102T	2.50	2.50	2.50	2.50	-	2.50	2.50	-	2.50	2.50	2.50
MPH103T	3.00	2.00	2.20	2.80	2.20	2.80	3.00	2.20	1.60	1.80	2.20
MPH104T	2.00	2.00	-	2.00	-	2.00	2.00	2.00	2.00	-	2.00
MPH105P	3.00	2.80	2.80	2.50	2.20	2.20	2.00	2.40	1.80	1.25	3.00
MPH201T	3.00	2.80	3.00	2.75	2.00	2.80	2.80	2.40	2.20	2.40	2.40
MPH202T	2.20	2.00	2.20	2.00	2.00	2.20	2.20	2.00	2.20	2.00	2.20
MPH203T	2.00	2.75	2.00	2.00	3.00	2.00	2.00	2.00	2.00	3.00	2.00
MPH204T	2.00	2.00	2.00	3.00	2.00	2.33	2.25	2.00	2.00	2.50	2.00
MPH205P	3.00	2.83	2.83	2.20	2.00	2.00	2.00	2.67	1.67	1.25	3.00
MPAT101T	2.00	-	2.00	2.00	-	2.00	3.00	-	-	2.00	2.00
MQA102T	2.00	2.00	2.20	2.20	2.60	2.00	2.00	2.00	2.00	2.75	2.40
MQA103T	2.00	2.00	2.00	2.20	2.00	2.00	2.00	2.00	2.00	2.00	2.00
MQA104T	2.00	2.67	2.00	-	3.00	2.00	1.80	3.00	2.67	2.00	2.20
MQA105P	1.75	1.75	1.75	2.00	1.75	1.75	1.75	2.00	1.75	2.00	1.75
MQA201T	1.50	1.50	1.50	2.50	-	3.00	2.50	3.00	3.00	1.50	1.50
MQA202T	2.20	2.20	2.20	1.80	1.80	2.20	2.20	2.20	1.80	2.00	2.20
MQA203T	2.00	2.00	2.00	2.20	2.00	2.00	2.00	2.00	2.00	2.00	2.00
MQA204T	1.80	2.67	2	2	2.67	1.75	1.75	3.00	-	2.33	2.25
MQA205P	2.00	2.00	2.00	2.50	2.00	2.00	2.00	2.00	2.00	1.75	2.00
MPAT101T	2.00	-	2.00	2.00	-	2.00	3.00	-	-	2.00	2.00
MPC102T	1.75	1.63	1.63	-	1.63	1.63	1.63	1.63	1.63	1.63	1.63
MPC103T	1.83	1.80	2.20	2.33	-	1.83	2.33	-	1.83	3.00	1.83
MPC104T	2.17	2.17	2.33	1.83	-	2.17	3.00	-	2.17	1.67	2.17
MPC105P	2.00	2.00	2.00	2.33	2.00	2.00	3.00	2.00	2.50	3.00	2.00
MPC201T	1.60	1.60	1.60	3.00	-	1.60	2.33	1.60	2.50	2.50	1.60
MPC202T	2.00	2.13	2.13	2.40	2.13	2.13	2.13	2.13	2.13	2.33	2.13
MPC203T	2.17	2.17	2.17	2.17	-	2.17	3.00	2.17	-	-	2.17
MPC204T	1.67	1.67	1.67	2.50	-	1.67	3.00	-	3.00	1.67	1.67
MPC205P	1.83	1.83	2.67	2.67	1.83	1.83	3.00	1.83	2.50	2.67	1.83
MPAT101T	2.00	-	2.00	2.00	-	2.00	3.00	-	-	2.00	2.00
MPL102T	2.00	2.00	3.00	2.67	-	3.00	2.33	-	3.00	-	2.00
MPL 103T	1.83	2.00	1.83	1.83	-	1.83	1.83	2.00	-	1.83	1.83
MPL104T	1.71	2.17	2.20	3.00	-	2.20	3.00	-	2.20	3.00	1.71
MPL105P	2.00	2.00	2.60	2.60	2.00	3.00	2.00	2.00	2.00	-	2.00
MPL201T	2.60	2.60	2.60	3.00	-	2.60	2.60	-	2.60	-	2.60
MPL 202T	1.83	2.20	2.20	-	-	1.83	2.20	1.83	-	-	1.83
MPL203T	2.33	2.33	2.33	2.33	-	2.33	2.33	-	2.33	-	2.33
MPL204T	2.17	2.17	2.17	3.00	3.00	2.17	2.33	3.00	2.50	3.00	2.17

MPL205P	1.67	1.67	1.67	1.67	3.00	2.67	1.67	2.00	2.00	1.50	1.67
Average PO of all courses	2.08	2.13	2.16	2.35	2.22	2.15	2.36	2.18	2.19	2.15	2.07

[Back to Summary](#)



Dr. D. Y. Patil Pratishthan's

Dr. D. Y. PATIL COLLEGE OF PHARMACY

Dr. D. Y. Patil Educational Complex, Sector - 29, Pradhikaran, Akurdi, Pune 411 044.

Tel. : 020-27656141, Tel. Fax : 020-27656141

E-mail : info@dyppharmaakurdi.ac.in Web : www.dyppharmaakurdi.ac.in

Approved by : All India Council for Technical Education, New Delhi

Pharmacy Council of India, New Delhi. Recognized by : Government of Maharashtra

Affiliated to Savitribai Phule Pune University, Pune

Dr. Sanjay D. Patil
President

Padmashree Dr. D. Y. Patil
Founder

Shri. Satej D. Patil
Vce-President & Chairman

Dr. N. S. Vyawahare
Principal

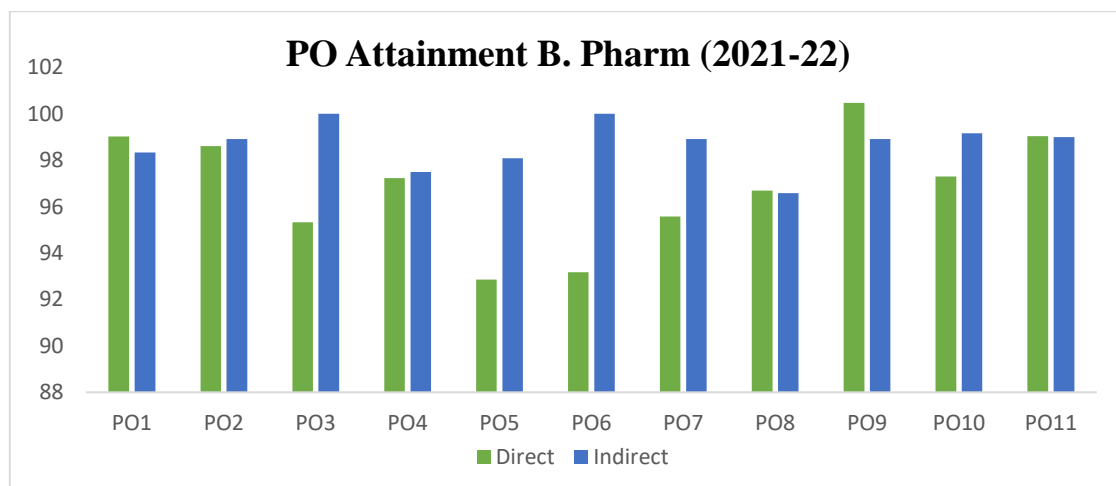
Evaluation of PO attainment of B. Pharm and M. Pharm (2021-22)

**Dr. D. Y. Patil Pratishthan's
Dr. D. Y. Patil College of Pharmacy,
Akurdi, Pune-411044**

Evaluation of PO attainment of B. Pharm (2021-22)

Course	PO1	PO2	PO3	PO4	PO5	PO6	PO7	PO8	PO9	PO10	PO11
BP101T	2.17	2.33	2.33	3.00	3.00	2.67	2.33	2.33	1.00	3.00	2.50
BP102T	1.75	1.75	1.63	1.75	1.75	1.75	2.00	1.75	1.75	2.00	1.75
BP103T	1.67	2.00	2.00	3.00	1.67	1.67	2.20	1.67	2.00	3.00	1.67
BP104T	2.33	2.33	2.33	3.00	2.60	2.33	2.33	2.33	2.33	2.33	2.33
BP105T	–	2.25	2.21	–	2.40	2.25	2.38	2.17	1.92	–	2.21
BP107P	2.17	2.33	2.33	3.00	3.00	2.67	2.33	2.33	1.00	3.00	2.50
BP108P	2.33	2.33	2.17	2.33	2.33	2.33	2.67	2.33	2.33	2.67	2.33
BP109P	1.67	2.00	2.00	3.00	1.67	1.67	2.20	1.67	2.00	3.00	1.67
BP110P	2.33	2.33	2.33	3.00	2.60	2.33	2.33	2.33	2.33	2.33	2.33
BP111P	–	2.26	2.23	–	2.43	2.26	2.38	2.19	1.99	–	2.23
BP201T	2.33	2.33	2.33	3.00	2.33	2.33	–	2.33	2.33	–	2.33
BP202T	2.17	2.27	2.23	–	2.39	2.27	–	2.20	–	2.75	2.23
BP203T	2.17	2.17	2.17	3.00	2.17	2.17	2.67	2.17	2.17	2.67	2.17
BP204T	2.33	1.00	1.00	–	–	2.33	1.00	–	2.33	2.33	2.33
BP205T	2.33	2.33	2.33	2.33	–	2.33	1.00	2.33	1.00	–	2.33
BP206T	2.27	2.06	2.05	2.78	–	2.28	1.76	2.25	1.96	–	2.27
BP207P	2.33	2.33	2.33	3.00	2.33	2.33	–	2.33	2.33	–	2.33
BP208P	2.27	2.03	2.02	–	2.30	2.29	–	2.26	–	2.58	2.28
BP209P	2.17	2.17	2.17	3.00	2.17	2.17	2.67	2.17	2.17	2.67	2.17
BP210P	2.33	2.33	2.33	2.33	–	2.33	1.00	2.33	1.00	–	2.33
BP301T	2.00	3.00	2.60	–	–	2.60	2.17	–	–	2.60	2.60
BP302T	2.17	2.17	2.17	2.17	2.17	3.00	3.00	2.17	2.17	2.40	2.17
BP303T	2.25	2.25	2.25	1.25	2.00	3.00	–	2.33	1.75	2.33	2.25
BP304T	2.50	–	2.33	3.00	3.00	2.80	2.33	–	2.50	2.50	2.50
BP305P	2.00	2.00	2.00	2.00	2.00	2.00	2.00	2.00	–	–	2.00
BP306P	1.83	1.83	1.83	1.83	1.83	–	–	1.83	1.83	3.00	1.83
BP307P	2.00	2.00	2.00	–	–	2.67	3.00	2.00	2.25	2.25	2.00
BP308P	2.00	2.00	2.00	2.00	2.00	2.00	–	2.00	–	2.00	2.00
BP401T	2.00	2.00	2.00	2.33	–	2.00	2.33	2.00	2.00	2.00	2.00
BP402T	1.83	2.44	1.83	1.83	–	2.44	–	–	1.83	–	1.83
BP403T	1.99	2.38	1.99	2.75	–	1.99	1.99	–	2.75	1.99	1.99
BP404T	2.00	2.00	2.50	2.33	1.67	1.50	2.00	1.67	1.83	2.00	2.33
BP405T	2.00	1.83	1.83	3.00	–	2.00	–	–	2.17	–	2.00
BP406P	2.00	2.00	2.00	2.00	2.00	3.00	2.00	2.00	–	–	2.00
BP407P	1.67	1.67	1.67	3.00	1.67	2.67	1.67	2.83	–	2.67	1.67
BP408P	2.40	2.00	2.00	2.00	2.40	2.00	2.00	2.20	2.20	2.20	2.20
BP409P	1.75	1.75	–	–	1.75	1.75	3.00	1.75	1.75	3.00	1.75
BP501T	2.00	2.00	3.00	–	–	2.00	2.00	–	2.00	2.00	2.00
BP502T	2.00	2.00	2.00	2.50	–	2.00	–	–	1.83	–	2.00
BP503T	2.00	1.67	1.67	2.00	–	0.00	2.00	–	2.00	–	2.00

BP504T	1.83	2.33	2.60	3.00	–	1.83	–	–	1.83	–	1.83
BP505T	2.00	2.00	2.00	–	3.00	2.75	2.00	2.00	3.00	–	2.00
BP506P	1.67	1.67	–	–	1.67	1.67	–	1.67	1.67	–	1.67
BP507P	1.83	1.83	1.83	–	0.00	1.83	3.00	1.83	3.00	3.00	1.83
BP508P	1.67	1.67	–	–	1.67	1.67	2.50	1.50	1.67	2.50	1.67
BP601T	1.83	1.83	2.50	3.00	–	–	1.83	3.00	1.83	1.83	1.83
BP602T	2.00	2.00	2.00	2.00	–	2.25	2.00	–	2.00	–	2.00
BP603T	2.00	2.00	–	–	2.00	2.00	3.00	1.67	2.00	3.00	2.00
BP604T	2.00	3.00	1.67	1.80	3.00	1.67	2.50	–	2.50	3.00	1.67
BP605T	1.67	1.67	1.67	1.67	1.67	–	–	1.67	1.67	3.00	2.40
BP606T	1.47	2.44	2.14	2.44	2.75	2.06	2.29	2.44	2.29	1.65	1.65
BP607P	2.00	2.00	2.00	2.00	2.00	–	2.00	2.40	–	–	2.00
BP608P	2.00	2.33	2.33	3.00	2.00	2.00	3.00	2.00	–	–	2.00
BP609P	1.83	1.83	2.20	–	1.83	1.83	2.00	1.83	1.83	3.00	1.83
BP701T	1.80	1.80	1.87	2.20	–	1.42	1.43	–	–	2.20	1.80
BP702T	1.67	2.40	1.98	–	3.00	1.34	2.40	–	3.00	3.00	1.67
BP703T	2.20	3.00	1.87	3.00	–	1.79	1.75	2.20	2.20	–	2.20
BP704T	1.80	2.50	1.53	–	–	1.44	2.36	–	1.80	–	1.80
BP705P	2.40	2.40	2.04	3.00	2.40	1.92	1.76	2.40	2.33	2.50	2.40
BP801T	2.40	3.00	1.87	2.20	–	2.44	–	–	2.67	–	2.40
BP802T	1.33	2.33	–	–	2.00	–	–	1.33	1.33	–	1.33
BP803ET	2.00	2.00	1.70	3.00	2.30	1.58	2.30	2.30	2.00	2.33	2.00
BP804ET	2.00	2.00	1.70	2.33	2.50	1.58	2.00	2.00	2.33	3.00	2.00
BP805ET	2.52	2.75	2.30	–	–	1.39	1.83	1.83	2.75	2.75	1.60
BP809ET	2.00	2.00	1.70	3.00	2.00	1.85	2.25	2.00	2.00	2.50	2.00
BP811ET	2.52	1.83	1.34	1.83	2.06	1.36	2.14	2.44	1.60	2.75	1.60
BP812ET	2.50	2.50	1.98	3.00	0.00	2.01	2.33	0.00	2.55	3.00	3.00
Avg	2.04	2.13	2.04	2.46	2.08	2.05	2.16	2.05	2.09	2.52	2.05
80% of Direct attainment	1.63	1.71	1.63	1.97	1.66	1.64	1.73	1.64	1.67	2.02	1.64
20% of indirect attainment	0.59	0.59	0.60	0.59	0.59	0.60	0.59	0.58	0.59	0.60	0.59
Total Attainment	2.22	2.30	2.23	2.55	2.25	2.24	2.32	2.22	2.26	2.61	2.23

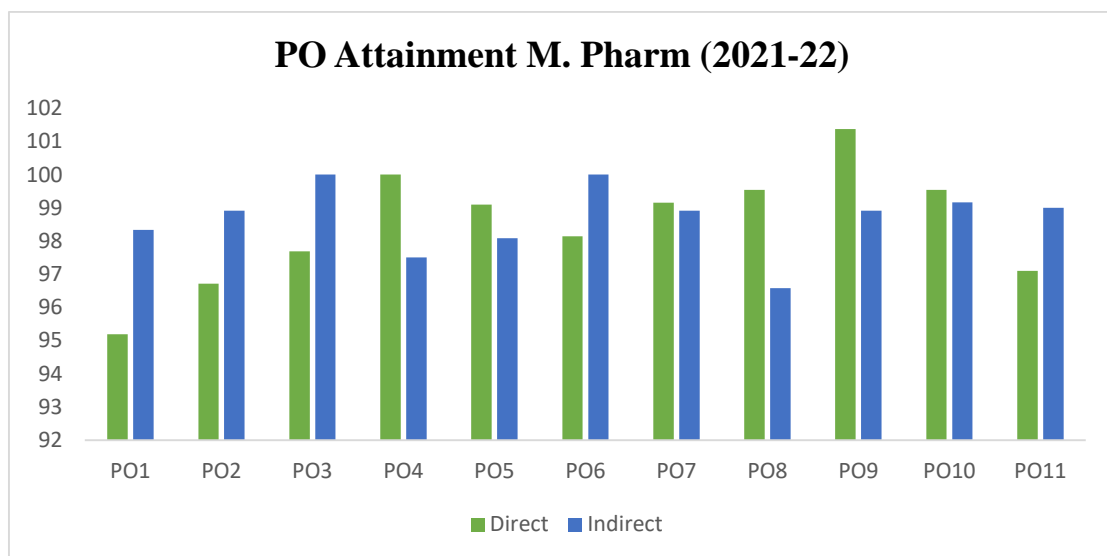


**Dr. D. Y. Patil Pratishthan's
Dr. D. Y. Patil College of Pharmacy,
Akurdi, Pune-411044**

Evaluation of PO attainment of M. Pharm (2021-22)

	PO1	PO2	PO3	PO4	PO5	PO6	PO7	PO8	PO9	PO10	PO11
MPAT101T	2.00	-	2.00	2.00	-	2.00	3.00	-	-	2.00	2.38
MPH102T	2.50	2.50	2.50	2.50	-	2.50	2.50	-	2.50	2.50	2.28
MPH103T	3.00	2.00	2.20	2.80	2.20	2.80	3.00	2.20	1.60	1.80	2.05
MPH104T	2.00	2.00	-	2.00	-	2.00	2.00	2.00	2.00	-	2.75
MPH105P	3.00	2.80	2.80	2.50	2.20	2.20	2.00	2.40	1.80	1.25	2.55
MPH201T	3.00	2.80	3.00	2.75	2.00	2.80	2.80	2.40	2.20	2.40	2.25
MPH202T	2.20	2.00	2.20	2.00	2.00	2.20	2.20	2.00	2.20	2.00	2.05
MPH203T	2.00	2.75	2.00	2.00	3.00	2.00	2.00	2.00	2.00	3.00	2.00
MPH204T	2.00	2.00	2.00	3.00	2.00	2.33	2.25	2.00	2.00	2.50	2.75
MPH205P	3.00	2.83	2.83	2.20	2.00	2.00	2.00	2.67	1.67	1.25	2.25
MPAT101T	2.00	-	2.00	2.00	-	2.00	3.00	-	-	2.00	2.30
MQA102T	2.00	2.00	2.20	2.20	2.60	2.00	2.00	2.00	2.00	2.75	2.10
MQA103T	2.00	2.00	2.00	2.20	2.00	2.00	2.00	2.00	2.00	2.00	2.15
MQA104T	2.00	2.67	2.00	-	3.00	2.00	1.80	3.00	2.67	2.00	1.86
MQA105P	1.75	1.75	1.75	2.00	1.75	1.75	1.75	2.00	1.75	2.00	1.56
MQA201T	1.38	1.38	1.38	2.29	-	2.75	2.29	2.75	2.75	1.38	1.90
MQA202T	2.20	2.20	2.20	1.80	1.80	2.20	2.20	2.20	1.80	2.00	2.05
MQA203T	2.00	2.00	2.00	2.20	2.00	2.00	2.00	2.00	2.00	2.00	2.19
MQA204T	1.80	2.67	-	-	2.67	1.75	1.75	3.00	-	2.33	2.06
MQA205P	2.00	2.00	2.00	2.50	2.00	2.00	2.00	2.00	2.00	1.75	2.00
MPAT101T	2.00	-	2.00	2.00	-	2.00	3.00	-	-	2.00	1.72
MPC102T	1.75	1.63	1.63	-	1.63	1.63	1.63	1.63	1.63	1.63	1.78
MPC103T	1.83	1.80	2.20	2.33	-	1.83	2.33	-	1.83	3.00	2.08
MPC104T	2.17	2.17	2.33	1.83	-	2.17	3.00	-	2.17	1.67	2.04
MPC105P	2.00	2.00	2.00	2.33	2.00	2.00	3.00	2.00	2.50	3.00	1.70
MPC201T	1.60	1.60	1.60	3.00	-	1.60	2.33	1.60	2.50	2.50	1.99
MPC202T	2.00	2.13	2.13	2.40	2.13	2.13	2.13	2.13	2.13	2.33	2.16
MPC203T	2.17	2.17	2.17	2.17	-	2.17	3.00	2.17	-	-	1.79
MPC204T	1.67	1.67	1.67	2.50	-	1.67	3.00	-	3.00	1.67	1.79
MPC205P	1.83	1.83	2.67	2.67	1.83	1.83	3.00	1.83	2.50	2.67	1.96
MPAT101T	2.00	-	2.00	2.00	-	2.00	3.00	-	-	2.00	2.00
MPL102T	2.00	2.00	3.00	2.67	-	3.00	2.33	-	3.00	-	1.87
MPL103T	1.83	2.00	1.83	1.83	-	1.83	1.83	2.00	-	1.83	1.74
MPL104T	1.71	2.17	2.20	3.00	-	2.20	3.00	-	2.20	3.00	1.93
MPL105P	2.00	2.00	2.60	2.60	2.00	3.00	2.00	2.00	2.00	-	2.45
MPL201T	2.60	2.60	2.60	3.00	-	2.60	2.60	-	2.60	-	2.02
MPL202T	1.83	2.20	2.20	-	-	1.83	2.20	1.83	-	-	2.21
MPL203T	2.33	2.33	2.33	2.33	-	2.33	2.33	-	2.33	-	2.21

MPL204T	2.17	2.17	2.17	3.00	3.00	2.17	2.33	3.00	2.50	3.00	1.79
MPL205P	1.67	1.67	1.67	1.67	3.00	2.67	1.67	2.00	2.00	1.50	-
Avg	1.98	2.06	2.11	2.35	2.20	2.11	2.34	2.17	2.22	2.14	2.01
80% of Direct attainment	1.58	1.64	1.69	1.88	1.76	1.69	1.87	1.74	1.78	1.72	1.61
20% of indirect attainment	0.59	0.59	0.60	0.59	0.59	0.60	0.59	0.58	0.59	0.60	0.59
Total Attainment	2.17	2.24	2.29	2.46	2.35	2.29	2.46	2.32	2.37	2.31	2.20



[Back to Summary](#)